

Der Frühling. Wiosna

1. Obok każdego słowa narysuj jego znaczenie. Popracuj ze słownikiem.

Deutsch

Hase

Frühling

Marienkäfer

Regen

Sonne

Baum

Fahrrad

Garten

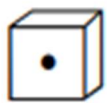
Biene

Schmetterling

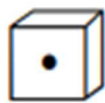
Wetter

Vogel

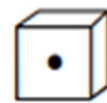
2. Przygotuj trzy kostki do gry. Możesz też użyć jednej. Rzuć nimi. Odczytaj zdania i je zapisz.



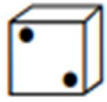
Frank



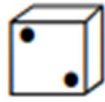
pflanzt



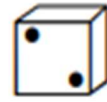
Blumen.



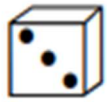
Frieda



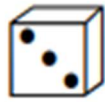
beobachtet



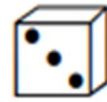
Äste.



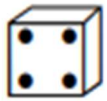
Tante Sarah



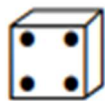
pflückt



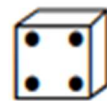
Tulpen.



Opa Fred



schneidet



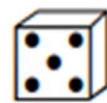
Rasen.



Onkel Stefan



malt



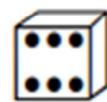
Bäume.



Meine Schwester



mag



Schneeglöcken

Meine Sätze



3. Spróbuj przetłumaczyć zapisane zdania za pomocą słownika i zapisz je poniżej.



A series of nine horizontal gray lines, each corresponding to a pencil icon on the left, providing space for writing translations.